



Timber Bike Shelters

BECAUSE CYCLING
IS ALL ABOUT NATURE






Oxford Bike Shelter

This glulam timber bike shelter is a great way to cover and secure up to ten bicycles. Oxford Bike Shelter has a stylish and ecological look that suits any environment. Anti-vandal corrugated PVC or clear 4mm PC roof. Sides available as an option.

- ⦿ **Storage Capacity:** 10 bicycles
- ⦿ **Dimensions:** 2.1m x 2.1m x 4.1m (customisation options available)
- ⦿ **Roof Options:** 4mm PVC Corrugated or PC (solid/multiwall)
- ⦿ **All required fixings and post holders included**
- ⦿ **Pressure treatment:** Tanalith E®
- ⦿ **Manufactured to Strength Class GL24**
- ⦿ **Product flat packed and ready to install**
- ⦿ **Installation service available on request**
- ⦿ **Delivery time:** 4-5 weeks

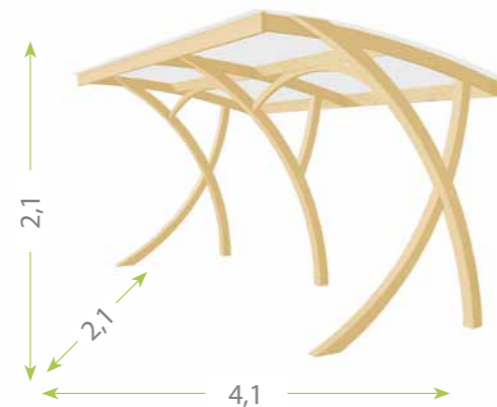




Dundee Bike Shelter

The Dundee Bike shelter is a modern bike shed with cross-braced frame design. This product is manufactured from slow-grown Scandinavian Whitewood and is capable of sheltering up to 10 bikes. Pressure-treated with Tanalith E® as a standard.

- ⦿ **Storage Capacity:** 10 bicycles
- ⦿ **Dimensions:** 2.1m x 2.1m x 4.1m (customisation options available)
- ⦿ **Roof Options:** 4mm PVC Corrugated or PC (solid/multiwall)
- ⦿ **All required fixings and post holders included**
- ⦿ **Pressure treatment:** Tanalith E®
- ⦿ **Manufactured to Strength Class GL24**
- ⦿ **Product flat packed and ready to install**
- ⦿ **Installation service available on request**
- ⦿ **Delivery time:** 4-5 weeks

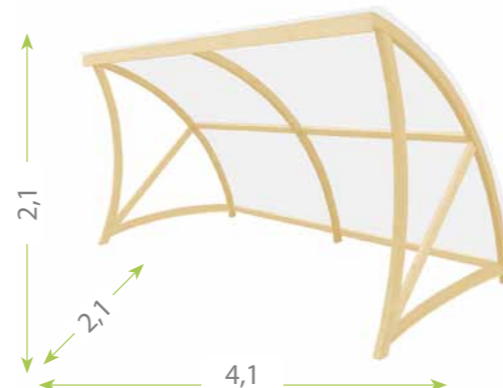




Bolton Bike Shelter

The best selling Bolton Bike Shelter is a beautiful timber structure that offers protection from the elements. Manufactured from slow-grown Scandinavian Whitewood with a 4mm polycarbonate roof. This quality bike port has been built to last and comes with a 10 year anti-rot guarantee.

- ⦿ **Storage Capacity:** 10 bicycles
- ⦿ **Dimensions:** 2.1m x 2.1m x 4.1m (customisation options available)
- ⦿ **Roof Options:** 4mm PVC Corrugated or PC (solid/multiwall)
- ⦿ **All required fixings and post holders included**
- ⦿ **Pressure treatment:** Tanalith E®
- ⦿ **Manufactured to Strength Class GL24**
- ⦿ **Product flat packed and ready to install**
- ⦿ **Installation service available on request**
- ⦿ **Delivery time:** 4-5 weeks

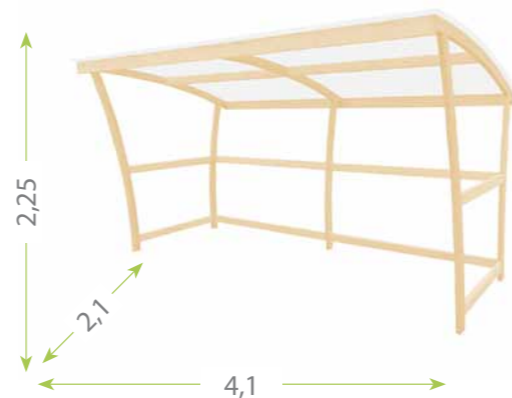




Cardiff Bike Shelter

Thanks to its conservative design, Cardiff Bike Shelter fits every environment. It is a glulam weatherproof construction protected with Tanalith E® - a world leading preservative that has over 20 years of proven performance protecting wood against insects and decay.

- ⦿ **Storage Capacity:** 10 bicycles
- ⦿ **Dimensions:** 2.25m x 2.1m x 4.1m (customisation options available)
- ⦿ **Roof Options:** 4mm PVC Corrugated or PC (solid/multiwall)
- ⦿ **All required fixings and post holders included**
- ⦿ **Pressure treatment:** Tanalith E®
- ⦿ **Manufactured to Strength Class GL24**
- ⦿ **Product flat packed and ready to install**
- ⦿ **Installation service available on request**
- ⦿ **Delivery time:** 4-5 weeks

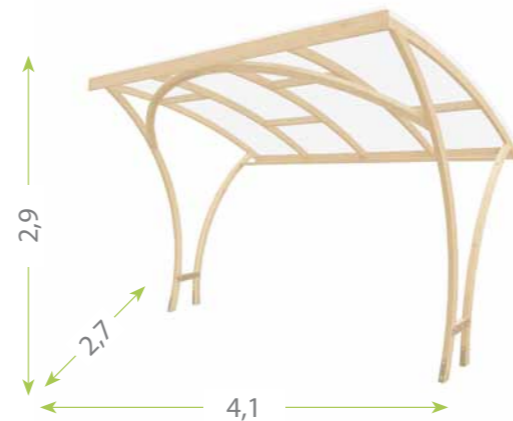




Exeter Bike Shelter

A versatile bike shelter that makes a perfect solution for installations in busy public spaces. This timber construction easily covers two-tier racks providing extra storage per m². It is delivered flat packed with self-assembly instructions.

- ⦿ **Storage Capacity:** 10 bicycles
- ⦿ **Dimensions:** 2.9m x 2.7m x 4.1m (customisation options available)
- ⦿ **Roof Options:** 4mm PVC Corrugated or PC (solid/multiwall)
- ⦿ **All required fixings and post holders included**
- ⦿ **Pressure treatment:** Tanalith E®
- ⦿ **Manufactured to Strength Class GL24**
- ⦿ **Product flat packed and ready to install**
- ⦿ **Installation service available on request**
- ⦿ **Delivery time:** 4-5 weeks



Other projects



Construction curves



Carports



Components



Carports



Walkways



Walkways



Terrace roofs



Garden offices

EcoCurves is a UK branch of Jagram Group. We are one of the largest and most renowned manufacturers of bespoke laminated timber arches in Europe. Jagram produced over 1.2 million units of various types of laminated curves in 2013.

EcoCurves are manufactured from high quality European coniferous timbers cut into thin layers and laminated in a powerful hydraulic press to form its final shape. In the last 20 years we have tested most of world's leading glue, lamination machinery and tool brands.

What distinguishes us is strict quality control in our own laboratories plus outside certificates: ISO 9001, 100% FSC, PEFC, TÜV, Construction Timber Certificate.



Laminated timber curves we use to produce our bike shelters are:

- ⦿ **Extremely durable** - EcoCurves offer excellent strength to mass ratio,
- ⦿ **Weatherproof** – our glulam curves are pressure treated and then can be used outside without further maintenance,
- ⦿ **Good looking** – timber will enhance any construction with fresh and natural appearance,
- ⦿ **Environmentally friendly** - leaving less carbon footprint than other materials.
- ⦿ **Easy to work with** even with common tools. The wooden surface can be treated with all kinds of paints or preservatives.
- ⦿ **Dimensionally very accurate** - drilled and cut to length and shape with ultra-modern CNC machinery.





**ecoCurves**
Bespoke Timber Arches

The Guild, High Street,
Bath, BA1 5AW
www.ecocurves.co.uk

phone: 0844 272 3690
contact@ecocurves.co.uk
facebook.com/EcoCurvesCoUK
twitter.com/EcoCurves

Jagram brands:

**Jagram-Pro s.A.**

**Thermalife**
preserving nature's beautiful woods

**J-Class**

**Jagram**

www.liveoutside.co.uk